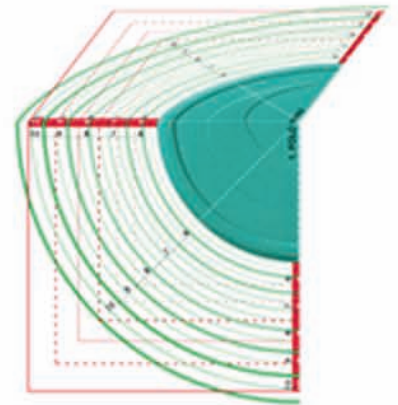
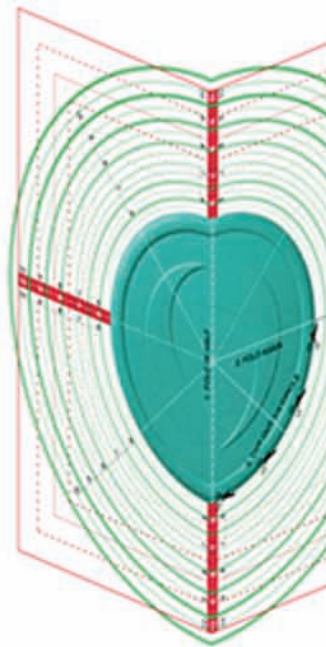



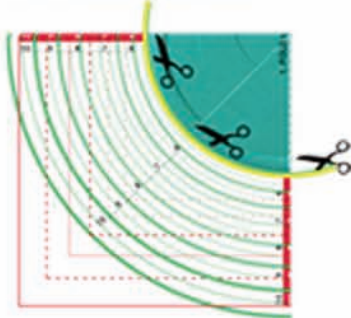
Print template on letter size (8.5 x 11) at actual size (100%).

1. Fold lengthwise along dotted line in center of circle.

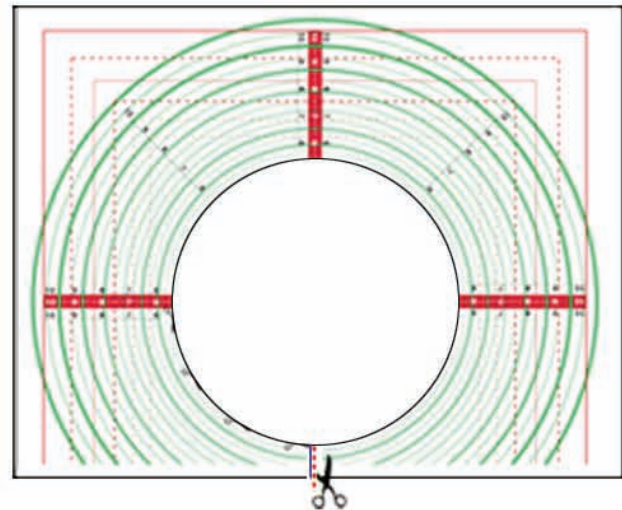
2. Fold again.




3. Cut out 1/4 circle as shown below.



4. Unfold, smooth creases and apply final cut along dotted line as shown below.
tip... applying random strips of tape to your template will make it thicker & easier to work with.



5. Place the evengrow turntable in the center cut out and use the guides to simplify centering your potted plants.



note... if a full circle is desired, simply print another copy & tile opposite side.